

Making 'just-enough, just4me & just-in-time' learning a reality!



PROF. DR. MOHAMED AMIN EMBI
UNIVERSITI KEBANGSAAN MALAYSIA

Challenge of F2F Training



- F2F training limits the number of lecturers/students we can train at a time.
- Explore 'on the go' mobile training for lecturers/students
- anytime + anywhere + personalized learning

M-Training



- Just Enough (vs Just-in-Case)
- Just for Me (vs 1 Size fits All)
- Just-in-Time (ToD vs 'Learning by Force')

M-Training Across Platform







- Web Mobile App vs Native Apps
- Apple
- Android
- Web Browsers

Needs Analysis (Online Survey)



- Lecturers (300)
- Students (1000)



| 1. Gender | | |  Create Chart |  Download |
|-----------|------------------------|--|--|--|
| | | | Response Percent | Response Count |
| Male | <div><div></div></div> | | 38.9% | 145 |
| Female | <div><div></div></div> | | 61.1% | 228 |
| | | | answered question | 373 |
| | | | skipped question | 1 |
| 2. Age | | |  Create Chart |  Download |
| | | | Response Percent | Response Count |
| 25-30 | <div><div></div></div> | | 8.6% | 32 |
| 31-40 | <div><div></div></div> | | 37.5% | 140 |
| 41-50 | <div><div></div></div> | | 37.8% | 141 |
| Above 50 | <div><div></div></div> | | 16.1% | 60 |
| | | | answered question | 373 |
| | | | skipped question | 1 |

1. Which of these devices do you own? You may select more than one. [Create Chart](#) [Download](#)

| | | Response Percent | Response Count |
|--|-------------|------------------|----------------|
| Mobile phone | <div></div> | 65.2% | 230 |
| Smart phone (mobile phones with much more advanced hardware and capabilities such as iPhone, Blackberry) | <div></div> | 52.1% | 184 |
| Personal Digital Assistant (PDA) | <div></div> | 7.9% | 28 |
| Tablet or E-book reader (e.g iPad, Kindle, Slate) | <div></div> | 12.2% | 43 |
| Portable Music/Video Player (e.g iPod, Zune) | <div></div> | 7.9% | 28 |
| Netbook | <div></div> | 19.5% | 69 |
| Notebook or Laptop | <div></div> | 89.5% | 316 |
| Desktop Computer/Personal Computer | <div></div> | 77.9% | 275 |
| answered question | | | 353 |
| skipped question | | | 21 |

2. Do you own a mobile/smart phone?

 [Create Chart](#)  [Download](#)





| | | Response Percent | Response Count |
|-----|--|---------------------|-------------------|
| Yes |  | 85.8% | 303 |
| No |  | 14.2% | 50 |
| | | answered question | 353 |
| | | skipped question | 21 |

Show this Page On

PAGE: 5

1. If you don't own a mobile/smart phone, please state the reason(s).

 [Create Chart](#)  [Download](#)

| | | Response Percent | Response Count |
|---|--|---------------------|-------------------|
| Mobile/smart phones are too expensive. |  | 56.9% | 29 |
| The price for mobile/smart phone services is too expensive. |  | 41.2% | 21 |
| I don't find mobile/smart phones useful. |  | 7.8% | 4 |
| I find mobile/smart phones a distraction. |  | 9.8% | 5 |



1. If you own a mobile/smart phone, please state the reason(s).



Create Chart



Download

| | | Response Percent | Response Count |
|--|-------------|---------------------|-------------------|
| It makes my life easier. | <div></div> | 75.8% | 222 |
| It is a necessity. | <div></div> | 59.0% | 173 |
| I love gadgets, so I must own a mobile/smart phone. | <div></div> | 15.7% | 46 |
| I can communicate with anyone at anytime. | <div></div> | 68.6% | 201 |
| Other (please specify) Show Responses | <div></div> | 8.5% | 25 |
| | | answered question | 293 |
| | | skipped question | 81 |



2. Which brand of mobile/smart phones do you currently own. You may select more than one.



Create Chart



Download

| | | Response Percent | Response Count |
|--|-------------|------------------|----------------|
| Nokia | <div></div> | 41.0% | 120 |
| Blackberry | <div></div> | 34.8% | 102 |
| Sony Ericsson | <div></div> | 9.2% | 27 |
| Motorola | <div></div> | 1.7% | 5 |
| LG | <div></div> | 0.7% | 2 |
| Samsung | <div></div> | 10.6% | 31 |
| Apple | <div></div> | 15.0% | 44 |
| HTC | <div></div> | 10.6% | 31 |
| Other (please specify) Show Responses | <div></div> | 2.4% | 7 |
| answered question | | | 293 |
| skipped question | | | 81 |



3. Which of the following service providers do you subscribe to for your mobile/smart phones? You may select more than one.

Create Chart Download

| | | Response Percent | Response Count |
|--|-------------|-------------------|----------------|
| Celcom | <div></div> | 67.2% | 197 |
| Digi | <div></div> | 11.9% | 35 |
| Maxis | <div></div> | 31.7% | 93 |
| YTL | | 0.0% | 0 |
| U Mobile | <div></div> | 0.7% | 2 |
| Other (please specify) Show Responses | <div></div> | 2.4% | 7 |
| | | answered question | 293 |
| | | skipped question | 81 |



4. Monthly, how much do you spend on the services for your mobile/smart phones/tablets/PDAs?

[Create Chart](#)[Download](#)



| | | Response Percent | Response Count |
|--------------------------|-------------|------------------|----------------|
| Less than RM30. | <div></div> | 4.1% | 12 |
| Between RM30 to RM60. | <div></div> | 17.1% | 50 |
| Between RM61 to RM100. | <div></div> | 26.3% | 77 |
| More than RM101 to RM200 | <div></div> | 41.3% | 121 |
| More than RM200 | <div></div> | 11.3% | 33 |
| answered question | | | 293 |
| skipped question | | | 81 |



5. How much are you willing to spend on the purchase of a new mobile/smart phone?

[Create Chart](#)[Download](#)



| | | Response Percent | Response Count |
|-----------------------|-------------|---------------------|-------------------|
| Up to RM500 | <div></div> | 15.0% | 44 |
| Between RM501-RM1000 | <div></div> | 28.0% | 82 |
| Between RM1001-RM1500 | <div></div> | 31.1% | 91 |
| Between RM1501-RM2000 | <div></div> | 19.8% | 58 |
| More than RM2000 | <div></div> | 6.1% | 18 |
| answered question | | | 293 |
| skipped question | | | 81 |

| 8. The following is a list of common functions for mobile/smart phones. Please rate the functions based on your usage (1-Least Used to 5-Most used) <div>  Create Chart  Download </div> | | | | | | | | |
|---|----------------|---------------|---------------|---------------|----------------|---------------|----------------|----------------|
| | 1 | 2 | 3 | 4 | 5 | N/A | Rating Average | Response Count |
| Having conversations | 2.4% (7) | 2.4% (7) | 6.1% (18) | 10.2% (30) | 78.2% (229) | 0.7% (2) | 4.60 | 293 |
| Sending/receiving SMS | 0.3% (1) | 0.7% (2) | 2.0% (6) | 11.3% (33) | 84.0% (246) | 1.7% (5) | 4.81 | 293 |
| Sending/receiving MMS | 30.7% (90) | 22.9% (67) | 15.7% (46) | 10.2% (30) | 13.3% (39) | 7.2% (21) | 2.49 | 293 |
| Sending/receiving VMS | 52.2% (153) | 12.3% (36) | 7.8% (23) | 4.8% (14) | 4.4% (13) | 18.4% (54) | 1.74 | 293 |
| Sending/receiving e-mails | 20.1% (59) | 7.2% (21) | 9.9% (29) | 16.0% (47) | 37.9% (111) | 8.9% (26) | 3.49 | 293 |
| Sending/receiving instant messages (e.g BlackBerry Messenger, WhatsApps) | 29.7% (87) | 7.2% (21) | 10.6% (31) | 13.7% (40) | 22.5% (66) | 16.4% (48) | 2.91 | 293 |
| Accessing information on the internet | 19.5% (57) | 11.3% (33) | 12.6% (37) | 19.8% (58) | 28.7% (84) | 8.2% (24) | 3.29 | 293 |
| Gaming | 50.9% (149) | 13.3% (39) | 13.7% (40) | 9.6% (28) | 3.1% (9) | 9.6% (28) | 1.90 | 293 |
| Chatting | 50.9% (149) | 11.9% (35) | 11.3% (33) | 6.1% (18) | 6.1% (18) | 13.7% (40) | 1.90 | 293 |
| Downloading/transferring files, photos, audios or data | 32.1% (94) | 14.3% (42) | 18.1% (53) | 14.0% (41) | 11.9% (35) | 9.6% (28) | 2.55 | 293 |
| Listening to music | 34.1% (100) | 22.5% (66) | 16.0% (47) | 11.9% (35) | 8.5% (25) | 6.8% (20) | 2.34 | 293 |
| Taking photos | 7.5% (22) | 10.9% (32) | 20.1% (59) | 31.1% (91) | 27.3% (80) | 3.1% (9) | 3.62 | 293 |
| Managing my schedules and as organizers | 10.6% (31) | 9.9% (29) | 14.3% (42) | 25.6% (75) | 33.8% (99) | 5.8% (17) | 3.66 | 293 |





1. Have you ever utilized mobile learning (m-learning) systems at the university or from any other sources for your own learning?

 [Create Chart](#)  [Download](#)

| | | Response Percent | Response Count |
|-------------------|--|---------------------|-------------------|
| Yes |  | 21.0% | 72 |
| No |  | 79.0% | 271 |
| answered question | | | 343 |
| skipped question | | | 31 |

2. Have you ever utilized mobile learning (m-learning) systems at the university or from any other sources to teach your students?

 [Create Chart](#)  [Download](#)

| | | Response Percent | Response Count |
|-------------------|--|---------------------|-------------------|
| Yes |  | 15.2% | 52 |
| No |  | 84.8% | 291 |
| answered question | | | 343 |
| skipped question | | | 31 |



PAGE: 8

1. Would you consider using m-learning for your own learning if it is made available at UKM?



Create Chart



Download

| | | Response Percent | Response Count |
|-----|--|---------------------|-------------------|
| Yes | | 90.9% | 311 |
| No | | 9.1% | 31 |
| | | answered question | 342 |
| | | skipped question | 32 |

2. Would you consider using m-learning for the courses that you teach if it is made available at UKM?



Create Chart



Download

| | | Response Percent | Response Count |
|-----|--|---------------------|-------------------|
| Yes | | 90.4% | 309 |
| No | | 9.6% | 33 |
| | | answered question | 342 |
| | | skipped question | 32 |

1. Do you think that m-learning will enhance the learning experience of your students?


[Create Chart](#)

[Download](#)

| | | Response Percent | Response Count |
|-----|--|-------------------|----------------|
| Yes | | 85.7% | 293 |
| No | | 14.3% | 49 |
| | | answered question | 342 |
| | | skipped question | 32 |

[Show this Page On](#)

PAGE: 10

1. Please state your reason(s) for choosing 'Yes'. You may select more than one.


[Create Chart](#)

[Download](#)

| | | Response Percent | Response Count |
|--|--|------------------|----------------|
| It is a convenient way to learn as most of my students use mobile/smart phones. | | 76.9% | 226 |
| It will make learning more flexible. | | 90.1% | 265 |
| I think it will make learning more interesting/enjoyable. | | 79.6% | 234 |
| It will help with better understanding of learning materials. | | 46.6% | 137 |
| I think my students will enjoy using their phones and mobile devices for learning. | | 76.2% | 224 |

1. Please state your reason(s) for saying 'No'. You may select more than one.

| | | Response Percent | Response Count |
|--|-------------|------------------|----------------|
| I think only a small number of students will have abilities to use m-learning. | <div></div> | 47.9% | 23 |
| Uncomfortable interface of mobile devices. | <div></div> | 58.3% | 28 |
| It will be a distraction for students. | <div></div> | 50.0% | 24 |
| It will only deliver limited amount (short info). | <div></div> | 66.7% | 32 |
| It will not have any effect on the quality of learning. | <div></div> | 56.3% | 27 |
| Only a certain group of students have access to mobile technologies. | <div></div> | 56.3% | 27 |
| It will be difficult for lecturers to use mobile technologies for teaching and learning. | <div></div> | 39.6% | 19 |
| Other (please specify) Show Responses | <div></div> | 29.2% | 14 |
| answered question | | | 48 |
| skipped question | | | 326 |



2. Are you favorable to the idea of providing mobile-optimized contents for your training as an added option to the training programs offered by UKM?

Create Chart Download

| | | Response Percent | Response Count |
|---|------------------------|---------------------|-------------------|
| Yes | <div><div></div></div> | 81.5% | 278 |
| No | <div><div></div></div> | 9.1% | 31 |
| Not Sure (Please state your reason) Show Responses | <div><div></div></div> | 9.4% | 32 |

answered question341

skipped question33



1. What form of mobile contents do you think will be most suitable for your training needs?

Create Chart Download

| | | Response Percent | Response Count |
|--|-------------|---------------------|-------------------|
| Text only | <div></div> | 3.7% | 12 |
| Text with limited media (e.g. images only) | <div></div> | 21.8% | 71 |
| Text with full multimedia (audio & video) | <div></div> | 53.5% | 174 |
| Multimedia with limited textual contents | <div></div> | 7.4% | 24 |
| Not Sure | <div></div> | 13.5% | 44 |
| answered question | | | 325 |
| skipped question | | | 49 |

2. For which of the following services do you find mobile devices useful for learning? You may select more than one.

| | | Response Percent | Response Count |
|--|-------------|------------------|----------------|
| To access educational contents online. | <div></div> | 81.2% | 284 |
| To access educational content off-line (e.g. via mobile apps.) | <div></div> | 51.7% | 168 |
| To access supporting educational information via WWW (e.g. class or exam schedule, exam results, etc.) | <div></div> | 73.8% | 240 |
| To receive supporting educational information via SMS or MMS on demand. | <div></div> | 56.6% | 184 |
| To receive supporting educational information via SMS or MMS always. | <div></div> | 36.3% | 118 |
| To communicate with students. | <div></div> | 85.2% | 277 |
| To communicate with fellow lecturers/instructors. | <div></div> | 74.5% | 242 |
| To collaborate with fellow lecturers/instructors. | <div></div> | 65.8% | 214 |
| To fill in tests or quizzes for self assessment. | <div></div> | 39.7% | 129 |

3. In your opinion, which functions or services must the m-learning/m-training system provide if it were to be used for learning and training in UKM? You may select more than one.

| | | Response Percent | Response Count |
|---|-------------|------------------|----------------|
| It must be integrated with the e-learning/e-training platform of the university. | <div></div> | 84.3% | 274 |
| It must be able to support the traditional learning for example by providing supporting educational information like timetable, lecture topics, test dates, exam results etc. | <div></div> | 79.7% | 259 |
| It must provide convenient access to learning materials comfortable to the interface of the mobile devices. | <div></div> | 77.8% | 253 |
| It must be capable of sending information regularly via MMS/SMS. | <div></div> | 60.9% | 198 |
| It should allow the users to download or read off-line files or materials on mobile devices. | <div></div> | 66.8% | 217 |
| Information presented should be clear/brief/suitable for mobile devices interface. | <div></div> | 69.8% | 227 |
| It should allow faster communication between students and teachers/trainers. | <div></div> | 78.2% | 254 |
| It should facilitate collaboration between students. | <div></div> | 64.6% | 210 |
| It should allow for quizzes or tests to be taken via mobile devices. | <div></div> | 34.5% | 112 |



4. What are the technological issues that you think will need to be addressed to make m-learning devices easier to use for you? You may select more than one.

 [Create Chart](#)  [Download](#)

| | | Response Percent | Response Count |
|---|------------------------|------------------|----------------|
| They must have larger displays/screens | <div><div></div></div> | 69.5% | 226 |
| They must have larger memory capacities. | <div><div></div></div> | 83.1% | 270 |
| They must have faster data transmission. | <div><div></div></div> | 89.5% | 291 |
| They must allow for technology unification (for example, your work could be seamlessly done across your devices.) | <div><div></div></div> | 63.7% | 207 |
| They must have lower internet/data access costs. | <div><div></div></div> | 74.5% | 242 |
| Other (please specify) Show Responses | <div><div></div></div> | 7.1% | 23 |
| answered question | | | 325 |
| skipped question | | | 49 |



5. What is your opinion on the prospect/potential of an m-learning system in Malaysian institutions of higher learning like UKM?

[Create Chart](#)[Download](#)

| | | Response Percent | Response Count |
|---|-------------|-------------------|----------------|
| As an autonomous (independent) learning system/platform. | <div></div> | 9.2% | 30 |
| As a support system for the e-learning platform available at my university. | <div></div> | 47.4% | 154 |
| As a support system for the traditional forms of instruction at university. | <div></div> | 35.7% | 116 |
| In my opinion it has no prospect/potential. | <div></div> | 2.2% | 7 |
| I don't know. | <div></div> | 5.5% | 18 |
| | | answered question | 325 |
| | | skipped question | 49 |



6. In your opinion, when will 'true' mobile learning happen? Please select one of the options.



Create Chart



Download

| | | Response Percent | Response Count |
|------------------------------|-------------|---------------------|-------------------|
| In the next one year. | <div></div> | 16.6% | 54 |
| In the next three years. | <div></div> | 33.2% | 108 |
| In the next five years. | <div></div> | 24.9% | 81 |
| In the next ten years. | <div></div> | 9.2% | 30 |
| It will never happen. | <div></div> | 2.5% | 8 |
| It is already happening now. | <div></div> | 13.5% | 44 |
| answered question | | | 325 |
| skipped question | | | 49 |

7. On a scale from 1 to 5 (1= Strongly Agree, 2= Agree, 3= Unsure, 4= Disagree, and 5= Strongly Disagree), please state your opinion on the statements about mobile learning below.

 [Create Chart](#)  [Download](#)

| | 1 | 2 | 3 | 4 | 5 | Rating Average | Response Count |
|---|----------------|----------------|---------------|----------------|---------------|----------------|----------------|
| Mobile learning should be supported in this mobile, digital era. | 36.4% (118) | 33.8% (109) | 8.6% (28) | 10.8% (35) | 10.5% (34) | 3.75 | 324 |
| Mobile learning is an innovation in education. | 35.2% (114) | 37.7% (122) | 4.0% (13) | 12.0% (39) | 11.1% (36) | 3.74 | 324 |
| Laptops or netbooks are the best form of mobile device for learning available now. | 29.2% (94) | 38.2% (123) | 8.1% (26) | 11.8% (38) | 12.7% (41) | 3.59 | 322 |
| Mobile devices are only a distraction thus should not be used for learning. | 10.6% (34) | 14.9% (48) | 20.8% (67) | 35.7% (115) | 18.0% (58) | 2.64 | 322 |
| I fear that the use of mobile technology will take away my role as an instructor/lecturer. | 9.4% (30) | 13.8% (44) | 17.2% (55) | 36.6% (117) | 23.1% (74) | 2.50 | 320 |
| I do not know enough about m-learning to take advantage of it as a lecturer. | 11.8% (38) | 24.3% (78) | 28.7% (92) | 26.2% (84) | 9.0% (29) | 3.04 | 321 |
| I do not know enough about m-learning to use it for my own learning/professional development. | 12.8% (41) | 25.2% (81) | 26.8% (86) | 24.9% (80) | 10.3% (33) | 3.05 | 321 |



jitzu.ukm.my/web20



Welcome to Just in Time Training To You (JiT2U) : Web 2.0 Tools. This mobile module is meant to gently introduce the concepts and potentials of Web 2.0 tools for educators and learners.

JiT2U is designed by Prof [Dr Mohamed Amin Embi](#) and [Dr Afendi Hamat](#) from Universiti Kebangsaan Malaysia. We appreciate any [suggestions](#) and [feedback](#) from users on how to improve and deliver a better training experience for the benefits of teaching and learning.

1. Social Networking Tools



2. Sharing Tools



3. Collaboration Tools



4. Communication Tools



5. Presentation Tools



6. Bookmarking/Annotation Tools



7. Content Creation Tools



8. Survey/Voting Tools



Structure

Overview

– Overview

1. Prezi has the 'wow' factor in comparison to other slide presentation tools.
2. The 'canvas' layout deters presenters from using too much text.
3. It is easy to incorporate images, sounds & videos into one presentation.
4. Most importantly, it is very easy to use.

Application

– Application

1. Prezi serves a similar function to power Point, but with more powerful & interesting features.
2. Presentation are created on a 'canvas' rather than on slides.
3. This encourages presenters to focus on combining text, image & multimedia.
4. Items on the canvas can be dragged, tilted & zoomed to create engaging look.
5. A 'path' can be drawn between the different elements on the stage to create animation.

Tutorials

JiT2U on YouTube



Getting Started With Prezi

JiT2U on Slideshare




Getting Started With Prezi

JiT2U on Scribd



Get JiT2U's Prezi Booklet

JiT2U on FlipSnack



Get JiT2U's Prezi ebook on Flipsnack

Additional Resources



Getting Started With Prezi - Basics



Why the Best Prezis Use Grouping & Layering



Quick Tips on Presenting & Publishing in Prezi



How to use Prezi-the zooming presentation tool



Prezi tutorial



Prezi-a quick start guide



How to use Prezi

Dashboard

Intelligence Beta

Visitors

Overview

Map Overlay

New vs. Returning

Languages

▶ Visitor Trending

▶ Visitor Loyalty

▶ Browser Capabilities

▶ Network Properties

▶ Mobile

User Defined

Custom Variables

Traffic Sources

Content

Goals

Custom Reporting

My Customizations

Custom Reports

Advanced Segments

Intelligence Beta

Email

Help Resources

Export

Email

Add to Dashboard

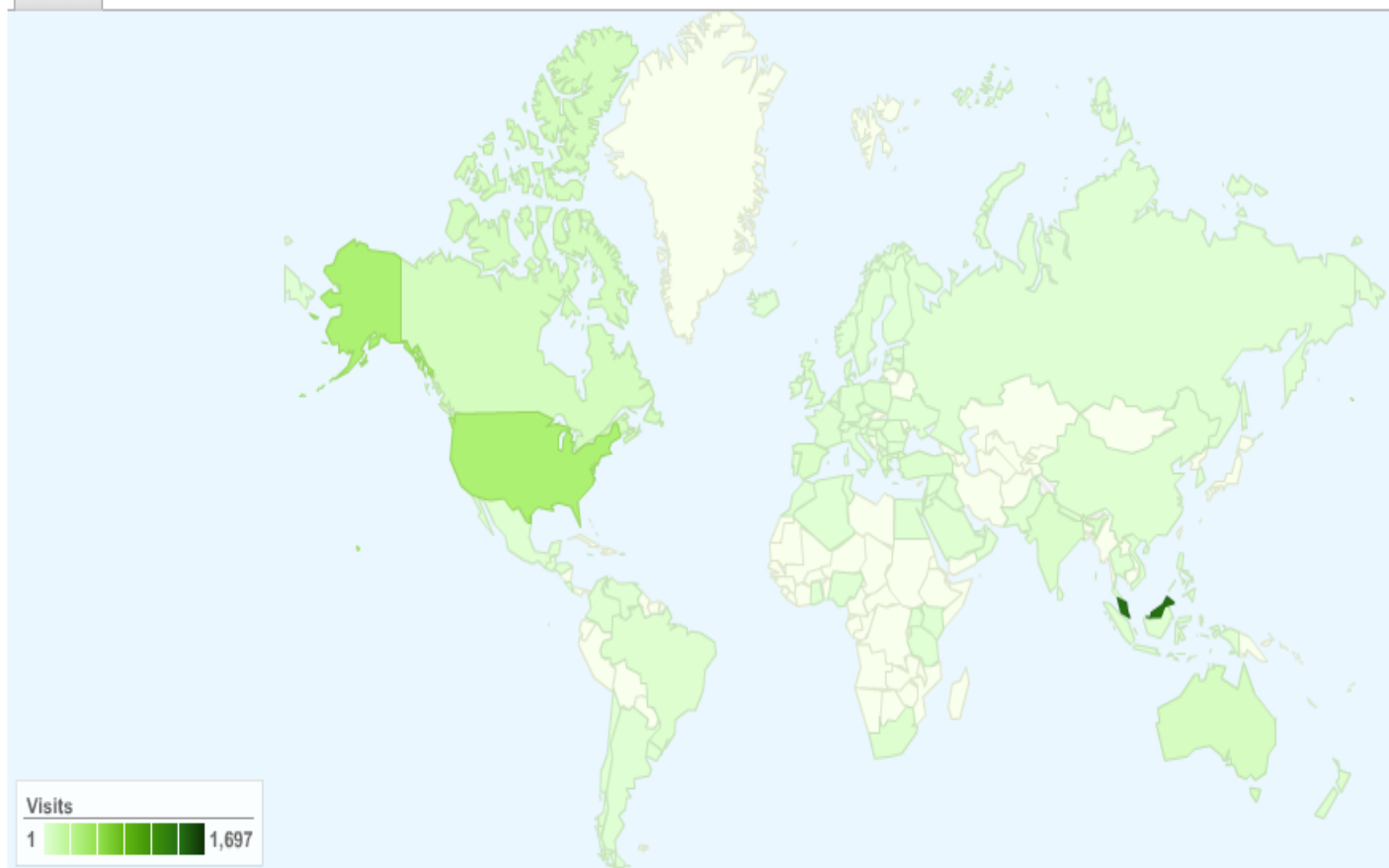
Advance

Overview »

Map Overlay

Sep 21, 2011

Visits



2,958 visits came from 83 countries/territories

Dashboard

Intelligence Beta

Visitors

Overview

Map Overlay

New vs. Returning

Languages

Visitor Trending

Visitor Loyalty

Browser Capabilities

Network Properties

Mobile

User Defined

Custom Variables

Traffic Sources

Content

Goals

Custom Reporting

My Customizations

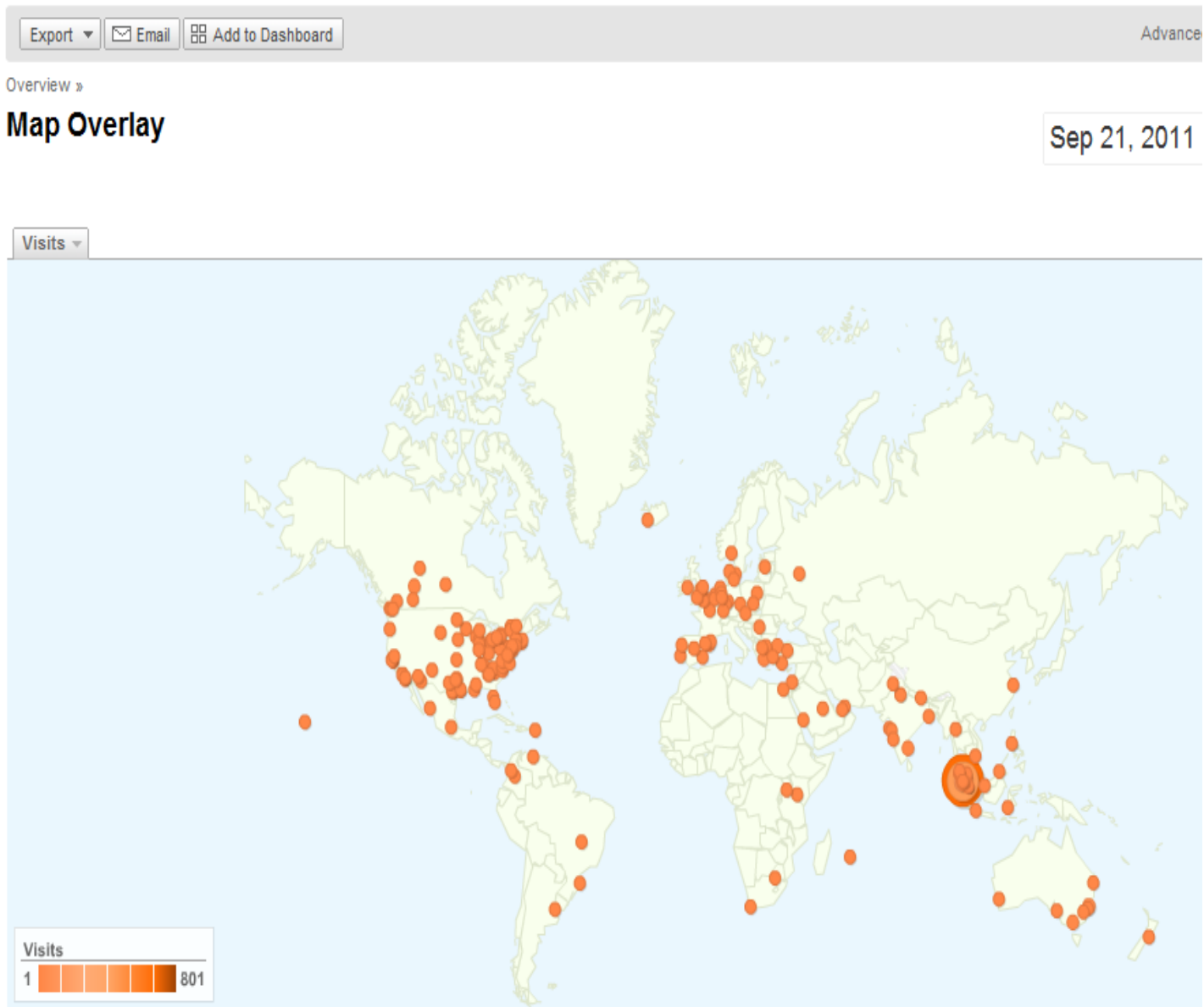
Custom Reports

Advanced Segments

Intelligence Beta

Email

Help Resources



2,958 visits came from 632 cities

Saturday, October 1, 2011



JiT2U: Everything you have Ever wanted to Know about the Web made easy - finally!



We are very excited today to share a new **free mobile app** that will be of **great benefit** to many of our readers.

Developed by Professor Amin Embi, of Universiti

Kebangsaan Malaysia, Just in Time Training 2U (jitzu) is an **excellent** mobile resource for educators, parents, students, and bloggers alike.

The app is available via most smart phones, browsers, and tablets at this link jitzu.ukm.my/web2o. It took me about 10 seconds to figure out how valuable this creation was. **This tool is simply amazing.** To sum it up in a few words, it is the instruction manual to **everything** Web 2.0. Twitter, Facebook, Prezi, and many other Web 2.0 tools are represented in jitzu, with demonstrations, step by step guides, animated tutorials, and other resources for beginners, casual users, and even advanced users. I picked up a few pointers myself on the app already.



welcome
to TBA!



Congratulations!
Today is your day.
You're off to great places!
You're off and away!



[Click Here NOW!](#)

JiT2U

Just in Time Training To You (JiT2U) for Web 2.0 Tools is a mobile module meant to gently introduce the concepts and potentials of Web 2.0 tools for educators and learners.

JiT2U is designed by *Prof Dr Mohamed Amin Embi* and *Dr Afendi Hamat* from Universiti Kebangsaan Malaysia. Please share with them suggestions and feedback on how to improve and deliver a better training experience for the benefits of teaching and learning.